


OXYGEN CYLINDERS AND ACCESSORIES

LITER METER


	PART #	DESCRIPTION
	MT100	1/2-2-1/2 LPM Flow Measurement
	MT200	1/2 - 8 LPM Flow Measurement
	MT300	3 - 15 LPM Flow Measurement




CYLINDER WRENCHES

PART #	DESCRIPTION
MCW-2B	Metal Wrench
MCW-2BC	Metal Wrench w/Security Chain
MCW-3P	Plastic Wrench
MCW-3PC	Plastic Wrench w/Security Chain

MCW - 2BC



MCW - 3P



High Pressure Fittings / Cylinder Wrenches

Heavy Duty Metal Wrench



**For Large Cylinder (1 1/8" Nut) and
Medical D & E Cylinder Applications**

WR-3

Polycarbonate Cylinder Wrenches *(Wrench for Medical D & E Cylinder Applications)*



Standard Wrench	WR-1
Standard Wrench, w/ 4" Loop Chain	WR-1C
Polycarbonate Wrench, with 6" Chain & Clip	WR-1CR
Polycarbonate Wrench, with 12" Chain & Clip	WR-1C12
Metal Wrench	WR-4

Contact Bay Corporation for custom label and security chain options.